

Suspension Wire

Code	Description	GRIPPLE - FIXED LENGTHS					
		1m	2m	3m	4m	5m	10m
		Pack of 10					
GRL1-Length	No.1 Wire - Loop End	26.31	30.58	34.74	38.90	42.33	62.92
GRL2-Length	No.2 Wire - Loop End	36.50	37.86	42.33	45.86	50.23	71.97
GRL3-Length	No.3 Wire - Loop End	40.77	51.58	51.48	56.89	62.19	89.23

Weight Loads - Each wire

All wires have a safety factor of 5:1

No.1 Wire	0-10kg	0-22lb
No.2 Wire	10-45kg	22-100lb
No.3 Wire	45-90kg	100-200lb
No.4 Wire	90-225kg	200-495lb
No.5 Wire	225-325kg	495-715lb



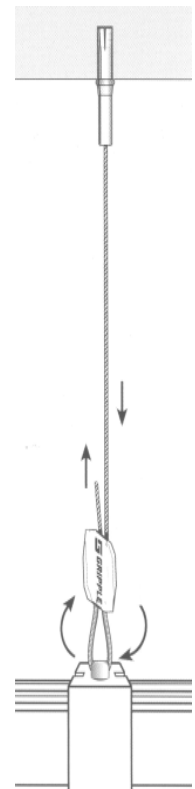
Loop End
Supplied
with Anchor



Stud-Fast End



Toggle End
6mm on No.1
8mm on No.2
10mm on No.3



GRWC	Wire Rope Cutters	29.76
-------------	-------------------	-------



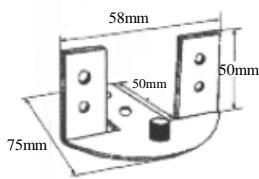
Zip Clip Wire Rope

ZC-WR20	Zip-Clip Wire Rope 0-50kg 2.0mm x 100m	21.20
ZC-WR25	Zip-Clip Wire Rope 0-90kg 2.5mm x 100m	27.56
ZC-KL100	Zip-Clip Clutcher 0-90kg x 100	137.80

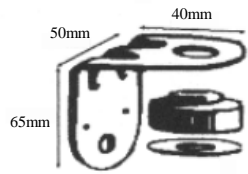
WH-M06	Wire Hanger, Anchor x 100. M6 x 55mm long	12.75
---------------	---	-------

Duct Suspension Brackets

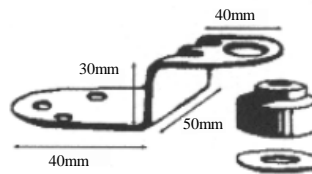
Made from Galvanised steel designed to be used with 8mm Threaded Rod
Fitted with rubber washer to prevent the transmission of vibrations.



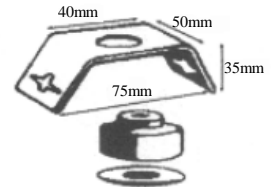
Type 01



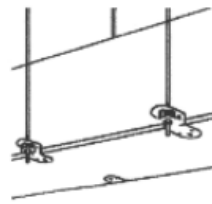
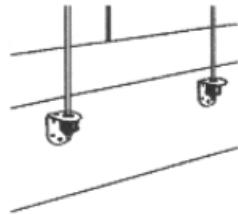
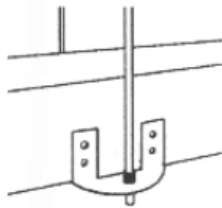
Type L



Type Z



Type U



Code	Price per 100
DS-01	34.05
DS-L	46.83
DS-Z	46.83
DS-U	46.83
DS-V	110.88

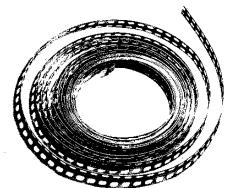


**Bracket
TYPE DS-V**

Fix directly
onto Spiral Duct

Suspension Band

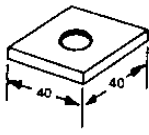
Code	Description	Price
SB-30	Suspension Band x 30 metres	13.92



Support System Bracketry

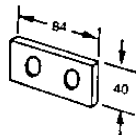
Hot Dip Galvanised to BS 729

W001 Square Plate Washer



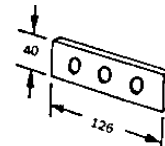
Weight 70 gms

W002 2 Hole Plate



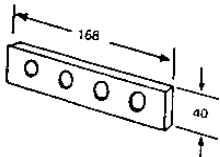
Weight 145 gms

W003 3 Hole



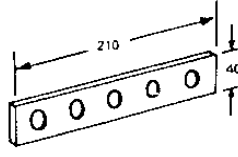
Weight 220 gms

W004 4 Hole Plate



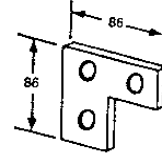
Weight 285 gms

W005 5 Hole Plate



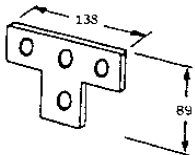
Weight 360 gms

W006 L Bracket



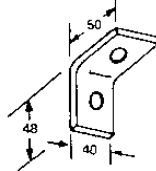
Weight 225 gms

W007 T-Bracket



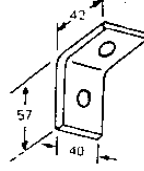
Weight 345 gms

W008 90° Bracket



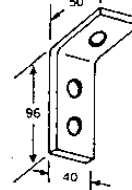
Weight 155gms

90° Bracket



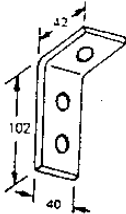
Weight 150 gms

W010 90° Bracket



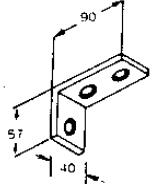
Weight 230 gms

W011 90° Bracket



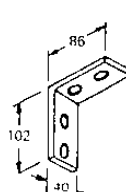
Weight 240 gms

W012 90° Bracket



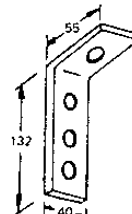
Weight 235 gms

W013 90° Bracket



Weight 310 gms

W014 90° Bracket

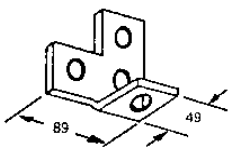


Weight 305 gms

Support System Bracketry

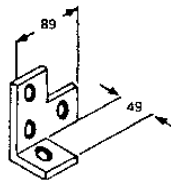
Hot Dip Galvanised to BS 729

W015 90° Angled T Left Hand



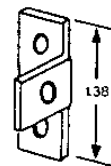
Weight 340 gms

W016 90° Angled T Right Hand



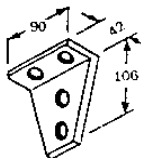
Weight 340 gms

W017 90° Angled T



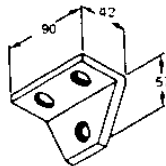
Weight 345 gms

W018 90° Delta Bracket Large



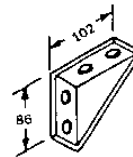
Weight 435 gms

W019 90° Delta Bracket Small



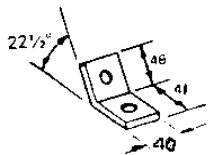
Weight 310 gms

W020 Welded Angle



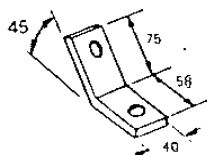
Weight 420 gms

W021 Obtuse Angle



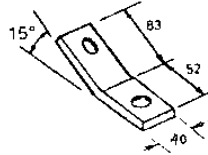
Weight 150 gms

W022 Obtuse Angle



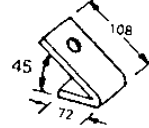
Weight 240 gms

W023 Obtuse Angle



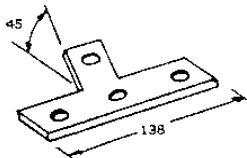
Weight 250 gms

W024 Acute Angle



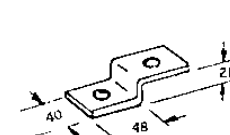
Weight 335 gms

W025 Acute Angle



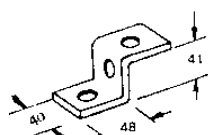
Weight 353 gms

W026 Shallow Z



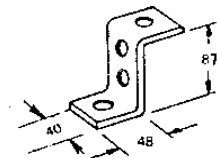
Weight 160 gms

W027 Deep Z



Weight 205 gms

W028 Double Z



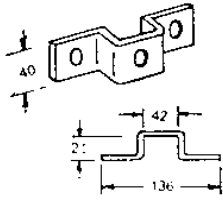
Weight 285 gms

Support System Bracketry

Hot Dip Galvanised to BS 729

W029

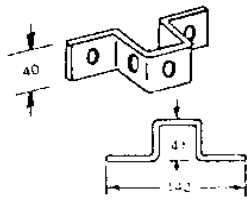
1/2 Channel Top Hat



Weight 290 gms

W030

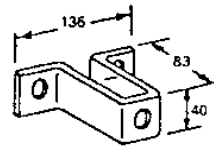
Full Channel Top Hat



Weight 350 gms

W031

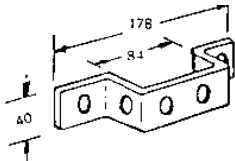
Double Channel Top Hat



Weight 530 gms

W032

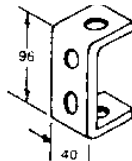
Double Wide Top Hat



Weight 420 gms

W033

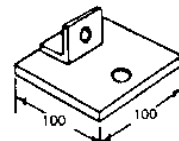
Double Channel



Weight 300 gms

W034

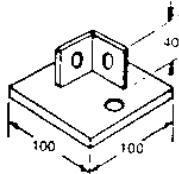
Base Plate with Single Fix



Weight 595 gms

W035

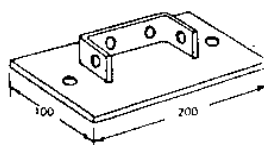
Base Plate Twin Fix



Weight 645 gms

W036

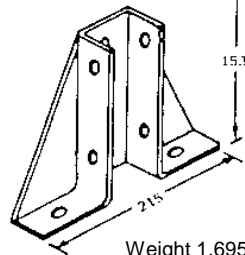
Base Plate Double Channel



Weight 1,310 gms

W037

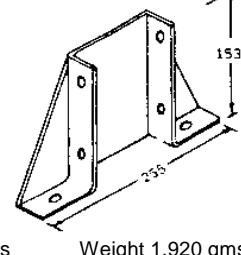
Single Delta Plate



Weight 1,695 gms

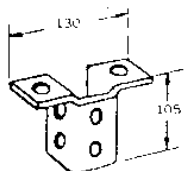
W038

Double Delta Plate



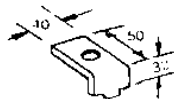
Weight 1,920 gms

W039 Channel Tee



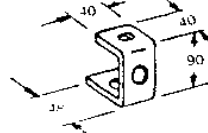
Weight 725 gms

W040 Beam Clamp



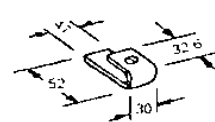
Weight 120 gms

W041 Beam Clamp
Tapped M10



Weight 430 gms

W042 Beam Clamp
Tapped M10

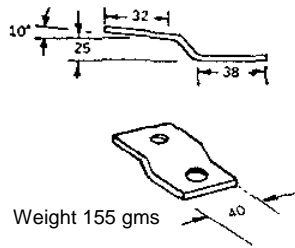


Weight 145 gms

Support System Bracketry

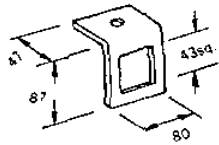
Hot Dip Galvanised to BS 729

W043 Z Type Beam Clamp



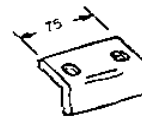
Weight 155 gms

W044 Beam Clamp
Tapped M10



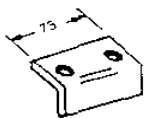
Weight 370 gms

W045 Beam Clamp
to suit M10 U Bolt



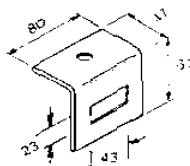
Weight 275 gms

W046 Beam Clamp



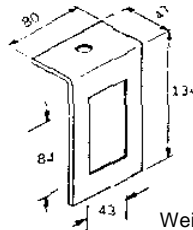
Weight 265 gms

W047 1/2 Channel



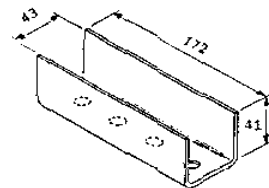
Weight 315 gms

W048 Double Channel
Beam Clamp



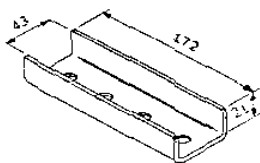
Weight 470 gms

W049 Ext Connector
Std Channel



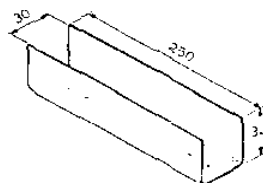
Weight 985 gms

W050 Ext Channel
1/2 Channel



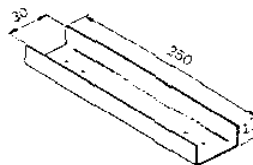
Weight 666 gms

W051 Std Channel
Internal Connector



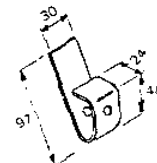
Weight 352 gms

W052 1/2 Channel
internal Connector



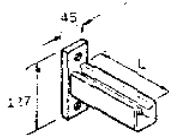
Weight 207 gms

W053 Purlin Clip
internal Connector



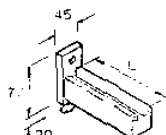
Weight 115 gms

Type A Cantilever

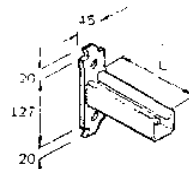


Code	Length	Weight
W450A	450mm	1,555 gms
W600A	600mm	1,950 gms
W750A	750mm	2,345 gms

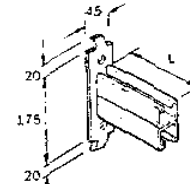
Type B Cantilever



Type C Cantilever



Type D Cantilever



Support System Bracketry

Hot Dip Galvanised to BS 729

Code	Description	£ per 100
W001	See previous pages	12.14
W002	"	48.41
W003	"	66.49
W004	"	89.12
W005	"	131.04
W006	"	101.43
W007	"	146.06
W008	"	57.24
W009	"	57.24
W010	"	90.72
W011	"	96.38
W012	"	97.07
W013	"	113.19
W014	"	138.00
W015	"	175.67
W016	"	175.67
W017	"	169.41
W018	"	176.97
W019	"	136.62
W020	"	229.63
W021	"	67.54
W022	"	90.91
W023	"	86.44
W024	"	110.48
W025	"	191.10
W026	"	81.86
W027	"	96.93

Code	Description	£ per 100
W028	See previous pages	130.52
W029	"	133.61
W030	"	131.73
W031	"	204.60
W032	"	205.23
W033	"	130.58
W034	"	285.91
W035	"	299.02
W036	"	628.45
W037	"	731.40
W038	"	779.64
W039	"	276.86
W040	"	74.05
W041	"	201.98
W042	"	73.86
W043	"	105.98
W044	"	169.80
W045	"	89.07
W046	"	98.59
W047	"	133.39
W048	"	226.07
W049	"	346.13
W050	"	318.44
W051	"	173.49
W052	"	134.38
W053	"	64.61
W450A	"	581.90
W600A	"	763.60