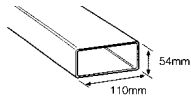
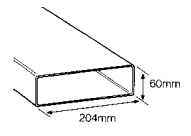
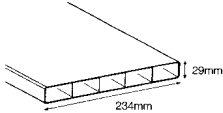


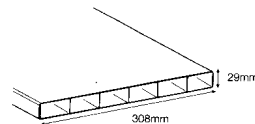
System 100 / Supertube 125

	Application	Dimensions	Lengths	Cross Section
System 100	Systems requiring lower extraction rates, e.g. domestic bathrooms and WC's. Provides efficient ducting for short, simple runs.	Outside dimensions are 110 x 54mm. Fits into system part sockets	1.0m. and 1.5m.	5,300 sq. mm. 

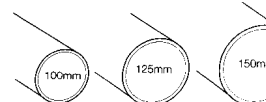
Supertube 125	Ideal for ducting of kitchen cooker hoods and fans with 100, 125 or 150mm. Round exhaust spigots. Highly efficient even for long runs, and with appliances of a high extraction rate.	Outside dimensions are 204 x 60mm. Fits into system part sockets.	1.0m. and 1.5m.	11,200 sq. mm. 
----------------------	---	---	-----------------	---

Polyvent 225 / Polyvent 300

Polyvent 225	Ideal for the ducting of bathrooms, toilets and kitchens where space is very restricted. It is easily concealed.	Outside dimensions are 234 x 29mm and fit either directly into system part sockets or into connectors to create ducting runs.	1.0, 1.5 & 2.0m.	5,630 sq. mm. 
---------------------	--	---	------------------	---

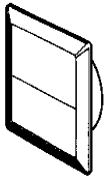
Polyvent 300	Ideal for the ducting of bathrooms, toilets and kitchens where space is very restricted. It is easily concealed.	Outside dimensions are 308 x 29mm and fit either directly into system part sockets or into connectors to create ducting runs.	1.0, 1.5 & 2.0m.	7,050 sq. mm. 
---------------------	--	---	------------------	--

Easipipe / Thermapipe

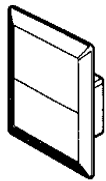
Easipipe	A round pipe is the most efficient airflow conduit as minimum air turbulence occurs. Consequently, Easipipe is ideal for larger fans, cooker hoods, whole-house ventilation systems, stack ventilation and air-conditioning.	System parts have spigots to fit inside 100, 125 and 150mm pipe. Available in three diameters - 100, 125 and 150mm.		7,850 sq. mm (100mm) 12,266 sq. mm (125mm) 17,663 sq. mm (150mm) 
-----------------	--	---	--	---

Plastic Grilles

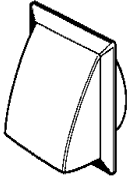
WH = White BR = Brown COT = Beige TC = Terracotta



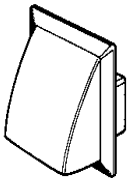
Wall Outlet with Gravity Flaps - Round Spigot. 125/150mm outlets have four flaps.




Wall Outlet with Gravity Flaps - Rectangular spigot. Fits directly to System 100




Cowled Wall Outlet with Damper - Round Spigot



Cowled Wall Outlet with Damper - Rectangular Socket. Fits directly to System 100



Louvred Grille with Flyscreen - Round Spigot




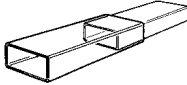


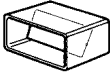
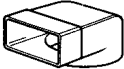
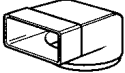
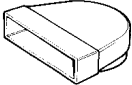
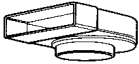

Louvred Grille with Flyscreen - Rectangular Socket. Fits directly to System 100



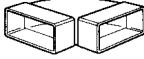
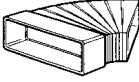


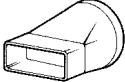
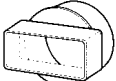
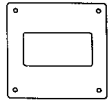
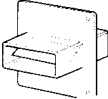

Circular Outlet

100mm		125mm		150mm	
Code	Price	Code	Price	Code	Price
4900WH	2.22	5900WH	5.23	6900WH	6.17
4900BR	2.22	5900BR	5.23	6900BR	6.17
4900COT	2.22	5900COT	5.23	6900COT	6.17
4900TC	2.22	5900TC	5.23	6900TC	6.17
4901WH	2.32				
4901BR	2.32				
4901COT	2.32				
4901TC	2.32				
4902WH	3.32	5902WH	6.64	6902WH	7.57
4902BR	3.32	5902BR	6.64	6902BR	7.57
4902COT	3.32	5902COT	6.64	6902COT	7.57
4902TC	3.32	5902TC	6.64	6902TC	7.57
4903WH	3.43				
4903BR	3.43				
4903COT	3.43				
4903TC	3.43				
4904WH	3.03	5904WH	5.71	6904WH	6.64
4904BR	3.03	5904BR	5.71	6904BR	6.64
4904COT	3.03	5904COT	5.71	6904COT	6.64
4904TC	3.03	5904TC	5.71	6904TC	6.64
4905WH	3.20				
4905BR	3.20				
4905COT	3.20				
4905TC	3.20				
4804WH	2.24				

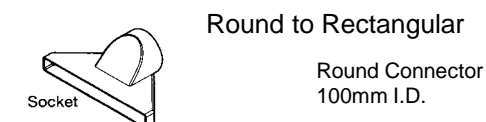
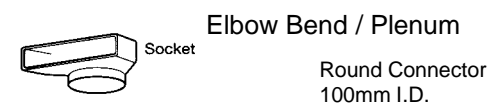
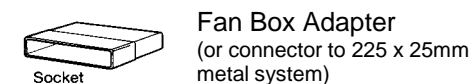
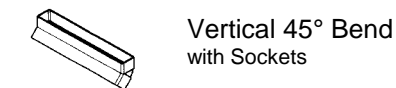
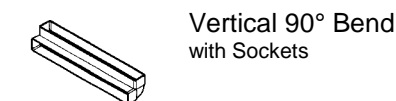

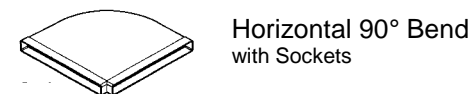
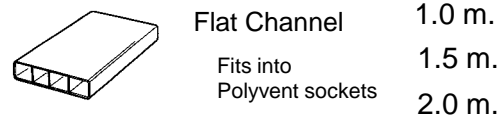
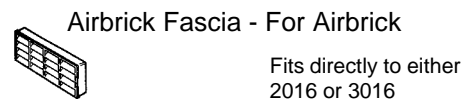
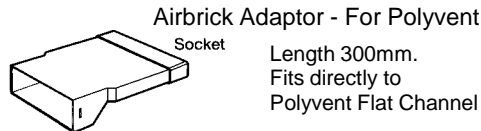
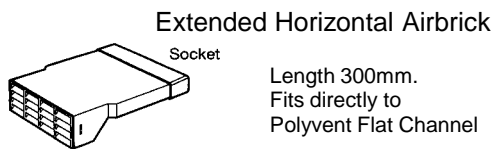
Flat Channel Systems

		System 100		System 125	
		Code	Price	Code	Price
	Flat Channel. 1.0m or 1.5m long	010WH	3.38	510WH	6.93
		015WH	5.06	515WH	10.36
	Flat Channel Outer Sleeve. 1.0m. long	on request			
	Flat Channel Clip	122-4WH	0.84	122-5WH	1.40
	Flat Channel Connector	020WH	1.29	520WH	4.25
	Flat Channel Connector with Damper	027WH	1.91	527WH	5.15
	Elbow Bend with Socket. Round connection 100 I.D.	030WH	3.25		
	Elbow Bend with Spigot. Round connection 100 O.D.	040WH	3.30		
	Elbow Bend. 440 has 100mm spigot. 540 has 125mm spigot 640 has 150mm spigot				
	Elbow Bend with Rotating Offset Spigot. 441 has 100mm spigot. 541 has 125mm spigot. 641 has 150mm			540WH	6.10
	Adapter from 125mm to 100mm. Fits codes 540 / 541 to 100mm spigot			640WH	6.10
				441WH	6.49
				541WH	6.49
				641WH	6.49
				544WH	1.62

Flat Channel Systems

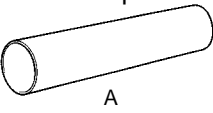
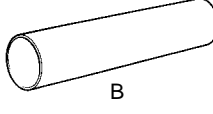
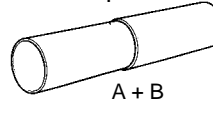

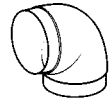
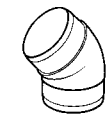
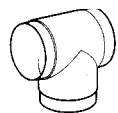


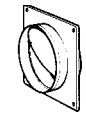

		System 100		System 125	
		Code	Price	Code	Price
	Horizontal 90° Bend	050WH	3.30	550WH	8.90
	Horizontal 45° Bend	051WH	3.30	551WH	8.14
	Adjustable Horizontal Bend			545WH	8.56
	Flexible Bend			545FWH	8.56
	Vertical 90° Bend	060WH	3.25	560WH	6.66
	Vertical 45° Bend	075WH	3.86	575WH	6.97
	Horizontal T-Piece	080WH	4.15	582WH	12.04
	Round to Rectangular Adapter.	070WH	3.30	570WH	6.99
	Short Round to Rectangular Adapter	071WH	2.07		
	Flat Channel Wall Plate	115-4WH	1.01	115-5WH	1.34
	Damper Valve with Wall Plate	107WH	3.58		
	Flat Channel End Cap	018	1.57	518	2.19

Flat Channel Systems



PolyVent 225		PolyVent 300	
2009WH	8.90	3009WH	10.52
2009BR	8.90	3009BR	10.52
2009COT	8.90	3009COT	10.52
2009TC	8.90	3009TC	10.52
2016	7.44	3016	9.06
2316WH	1.57		
2316BR	1.57		
2316COT	1.57		
2316TC	1.57		
2001WH	9.85	3001WH	12.98
20150WH	14.77	30150WH	19.15
2020WH	19.70	3020WH	25.52
2006	2.36	3006	2.69
2007	6.39	3007	9.17
2008	5.37	3008	7.22
2010	5.37	3010	6.21
2011	5.37	3011	6.21
2012	2.69		
2013	6.61	3013	7.84
2005	6.61	3005	8.06
2014		0.26	

Circular Plastic Duct

		EasiPipe 100		EasiPipe 125		EasiPipe 150	
		Code	Price	Code	Price	Code	Price
 <p>Round Pipe A</p>	350 mm.	135-4WH	2.19	135-5WH	2.74	135-6WH	3.58
	1.0 m.	1100-4WH	5.71	1100-5WH	6.89	1100-6WH	8.34
	2.0 m.	1200-4WH	10.82	1200-5WH	12.59	1200-6WH	15.82
 <p>Round Pipe Outer Sleeve B</p>	1.0 m.	2100-4WH	6.16	2100-5WH	6.99	2100-6WH	9.40
 <p>Telescopic Assembly A + B</p>	250 to 450 mm.	130-4WH	4.29	130-5WH	5.60	130-6WH	6.44
 <p>Adapter to Round Sockets</p>		380WH	1.24	580WH	1.40	680WH	1.62
 <p>90° Bend</p>		490WH	4.15	590WH	6.83	690WH	8.62
 <p>45° Bend</p>		491WH	3.53	591WH	5.65		
 <p>Equal T-Piece</p>		492WH	7.56				
 <p>Straight Pipe Connector</p>		493WH	2.24	593	2.52	693	3.08
 <p>Straight Pipe Connector with Damper</p>		494WH	3.64	594	4.20	694	4.87
 <p>Straight Pipe Connector with Damper and Wall Plate</p>		495WH	4.25	595	4.98	695	5.82
 <p>Plastic Pipe Support Clip</p>		PPC-100	1.17	PPC-125	1.39	PPC-150	1.92

Circular Plastic Duct



Circular Reducer
150mm I.D. to 125mm O.D.



Circular Reducer
125mm I.D. to 100mm O.D.

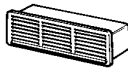


Threaded Hose
Connector with Spigot
100mm O.D.



Threaded Hose
Connector with
Socket

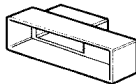
100Ø
125Ø
150Ø



Horizontal
Airbrick with
Damper



Horizontal Louvred
Airbrick



Airbrick Adapter.
Fits System 100 to
airbrick 501 / 505/ 507

Round

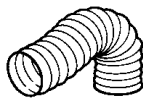
100Ø x 1m.
100Ø x 3m.
100Ø x 6m.
100Ø x 15m.
100Ø x 45m

White
Flexible PVC
Hose

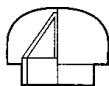
125Ø x 3m.
125Ø x 6m.
150Ø x 3m.
150Ø x 6m.

Rectangular

110x54 x 3m.
204x60 x 3m.



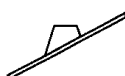
Code	Price
118WH	1.68
119WH	1.62
124-4WH	0.90
126-4WH	0.90
126-5WH	1.24
126-6WH	1.89
501WH	3.36
505WH	3.92
077WH	2.01
361WH	1.79
363WH	5.15
366WH	10.07
3615WH	24.18
3645WH	58.02
563WH	6.93
566WH	13.33
663WH	9.18
666WH	17.80
333WH	8.85
533WH	13.38



Roof Vent for
110mm Pipe

Brown
Grey

4110BR	9.97
4110GR	9.97
4457	15.56



Roof Weathering
Slate -angled.Rubber/

PVC Tape

PT-50	50mm Wide White PVC Tape	3.50
--------------	--------------------------	------

